

Product Specification

Product name: DALI DMX512 Signal Converter

Model: DL113



Summarization

DALI (Digital Addressable Lighting Interface) is an international standard, popular lighting control protocol BUS, which adopts to Manchester codes of digital transmission, with a whole and grouping dimming, addressing dimming, inquire lamps and lanterns sates, and other powerful dimming function. Compared with the 0-10V analogue dimming, it's more precise dimming, addressable, stable, focus control, easy to installation and so on.

DMX512 is first by USITT (American theater technology association) develop and become from the console with standard digital interface control dimmers way. It has simple, reliable, flexible features.

The product can achieve conversion between standard IEC62386 DALI dimming signal and widely used DMX-512 standard signal, realize DMX module control by DALI master, and also can realize DALI device control by DMX master, realize 2 kinds protocol seamless transition.

Features

- Support DMX512 to DALI / DALI to DMX512 signal conversion;
- Support DIP switch selecting DMX initial address;
- Support DIP switch selecting number of DALI channel;
- Supports maximum 64 DALI signal outputs;
- Support group control and scene control of DALI device, the function is effective under mode of DALI to DMX signal.

Technical parameters

Working temperature: -20-60°C

Supply voltage: DC12V-48V

Input signal: DALI/DMX512

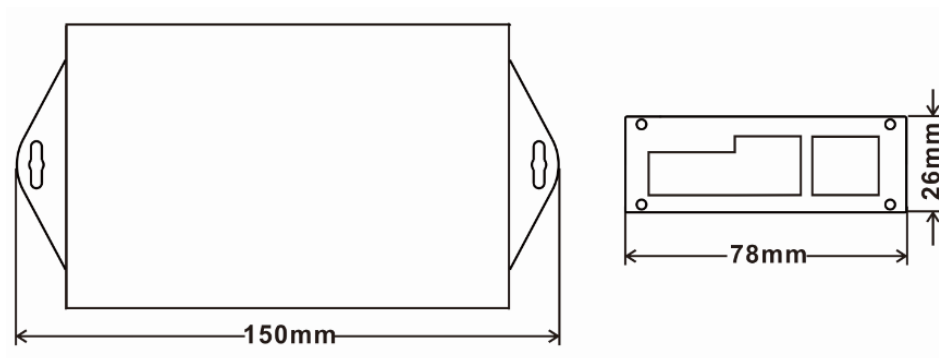
Output signal: DMX512/DALI

Static power consumption: <1W

Connection mode: 4pin green terminal for DALI signal, RJ45 interface for DMX signal.

External dimension: L150*W78*H26 mm

External Dimension




Interface Description



Power interface, can input DC12 to 48V;



DALI signal line interface, the left two ports are one signal, the right two ports are another signal



DMX signal port interface, two network port terminals are connected in parallel, port 1 is DATA+, port 2 is DATA-, port 3-6 is empty, port 7, 8 is GND.

Indicator light Description

Power: power indicator light.

DALI: DALI to DMX indicator, flashes when the signal is switched.

DMX: DMX to DALI indicator, flashes when the signal is switched.

DIP Switch Description



Dial the code down to be ON, as shown in the figure:



Dial the code up to be OFF, as shown in the figure:

Product instructions

1.DALI to DMX:



DALI to DMX mode FUN dial code setting: FUN dial code is OFF, as shown in the figure:

The number of devices to be converted in DALI dial code setting: the number of devices is the sum of the numbers corresponding to the above six dial codes ON plus 1, for example:



the number of DALI devices: $= 1+4+16+1=22$

The DMX initial address setting corresponding to the DALI to DMX signal: the initial address is the sum of the corresponding numbers on the 9-digit DMX address code, for example:



DMX initial address $= 1+2+8$, the initial address is 11, the corresponding addresses for conversion are 11, 12... (DALI device number + initial address-1).

Note: When converting DALI to DMX, you need to use the DALI master control to search out the address corresponding to the number of devices set by the converter, and you can group, set and control the searched devices.

2.DMX to DALI:



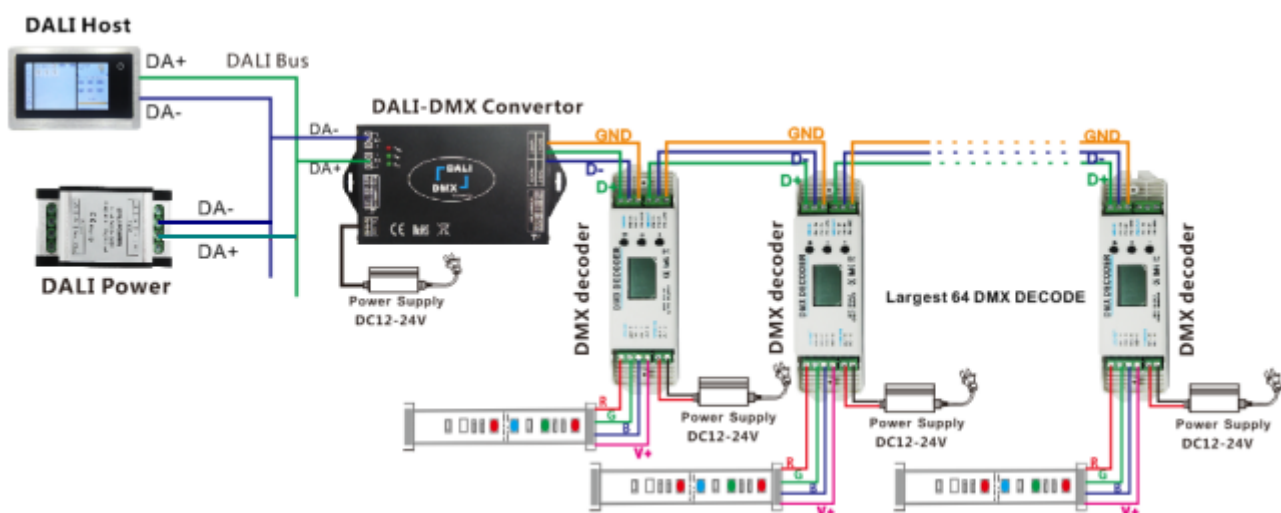
DMX to DALI mode FUN dial code setting: FUN dial code is ON, as shown in the figure:

DMX conversion initial address setting: the initial address is the sum of the corresponding numbers on the 9-bit DMX address code, and the brightness value of the 64 channels after the start channel is converted into the brightness value of the DALI 0-63 address device during conversion.

Note: When DMX is converted to DALI, the DALI ADDRESS dial code is invalid, and DMX directly converts corresponding to 64 DALI addresses.

Typical Application

DALI to DMX512:



DMX512 to DALI:

